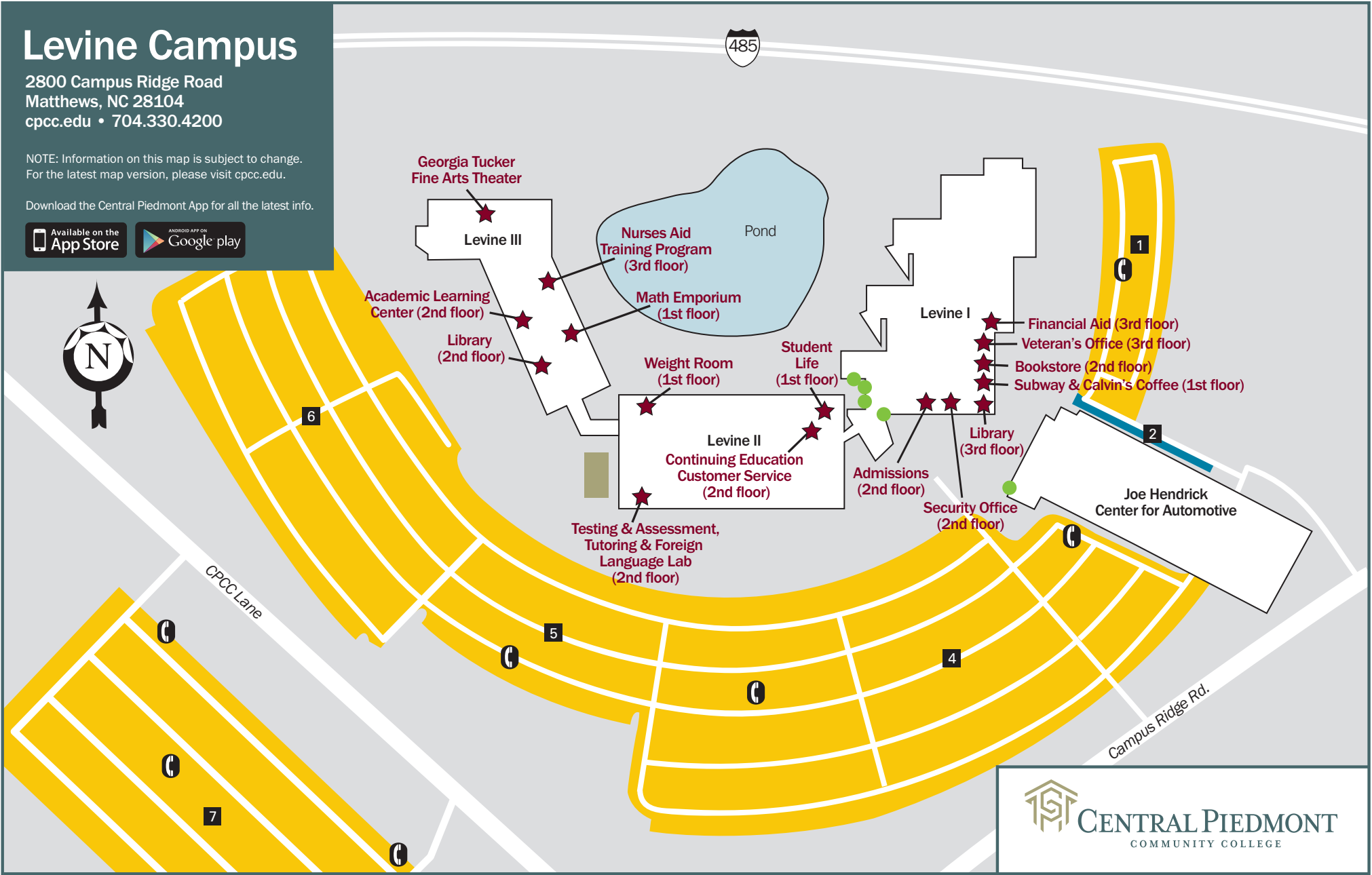


Levine Campus








2800 Campus Ridge Road
 Matthews, NC 28104
 cpcc.edu • 704.330.4200

NOTE: Information on this map is subject to change.
 For the latest map version, please visit cpcc.edu.

Download the Central Piedmont App for all the latest info.



LEGEND

-  Security Emergency Phone
-  Handicapped-Accessible Building Entrance
-  Points of Interest
-  Parking (1, 4, 5, 6, 7) All include handicapped parking.
-  Restricted Parking – Hendrick program cars only (2)
-  Public assembly
-  All parking areas include handicapped parking.