

Dale F. Halton Theater **Technical Specifications**

Mailing Address

Dale F. Halton Theater
Overcash Performing Arts Center
Central Piedmont Community College
P. O. Box 35009
Charlotte, North Carolina 28235-5009

Physical Address

1206 Elizabeth Avenue
Charlotte, North Carolina 28204

Shipping Address

1325 East 7th Street
Charlotte, North Carolina 28204

Telephone Information

Box Office (704) 330-6534
Technical (704) 330-6846
Information, Bookings & Administration (704) 330-6840
Fax (704) 330-6930

001 – 008	Spot Booth – FollowSpots	109 – 112	Proscenium Wall
009 - 031	3rd Catwalk	113 – 116	Rear Wall
032 - 056	2nd Catwalk	117 – 156	1st Electric
057 - 067	1st Catwalk	157 – 176	2nd Electric
068 - 073	Balcony Rail	177 – 184	(2) 6-Circuit Drop Boxes
085 – 087	Apron Window S/R	212 – 219	(2) 6-Circuit Drop Boxes
069 – 076	1st Box Boom (SR)	220 – 237	(1) 6-Circuit Drop Boxes
077 – 084	1st Box Boom (SL)	242 – 257	(5) Floor Pockets
085 – 108	Curtain Line	258 – 270	Misc. 50 AMP Circuits

Company Switches

- 3 400 AMP/3 Phase; Located SL Wall (accepts Camlocs or tails)
- 1 200 AMP/3 Phase; Located SL Wall (accepts Camlocs or tails)

Sound Information

Console – Yamaha M7CL-48

Speakers

- 2 Line Arrays - (4) EAW KF730, (2) EAW KF737 ea.
- 2 Subs – Yamaha DXS 18XLF
- 5 SLS US1290 monitor wedges (Speakon)
- 2 EAW JF80 monitors (Speakon)
- 4 EAW UB52i

Amplifiers – Crown

- 3 CROWN CTs 1200 – Array HF's
- 3 CROWN CTs 2000 – Array LF's
- 2 Crown CTs 3000 – Subs L/R
- 5 CROWN CTs 1200 – SURROUND

Microphones

- 8 Shure SM 57
- 7 Shure SM 58
- 4 Sennheiser EW135G2 Handheld Wireless
- 4 Sennheiser EW135G3 Handheld Wireless
- 12 Sennheiser EW 322G2 Body pack Wireless w/ME4
- 2 Crown PCC-160
- 2 Crown PCC-170SW

Sound Accessories

- 2 Radial Pro 48 DI
- 1 Whirlwind EDBL DI
- Mic cables (3 – 50', 10 – 30', 3 – 25')
- 8 Mic stands with booms
- 3 Mic stands – straight

Sound Media Equipment

2	Denon DN-C636 CD/MP3 player
1	Denon DN-C550R CD Recorder
1	Denon DN-T625 CD/Cass

NOTES: All equipment is patchable. Patch panel is located in sound control booth. House monitoring system to all dressing rooms available.

Communication System – Clear-Com

Dual channel
Wired Stations – Light console, sound console, DSR, DSL, (2) Followspot booth
(4) HME BH800 2-Ch Wireless headsets

AV

1	Christie WU 12K-M WUXGA DLP Projector 11,550 lumens
1	Denon DN-V200 DVD
1	Da-Lite Screen (22'6"x30') (lineset #9-see below)

SFX

Hazer's and Foggers are only permitted to be used in the venue with written approval from Performance Facilities. An application must be submitted four weeks in advance through the theater to the Fire Marshal and approved before it can be allowed. *Additional cost of Fire, Security and Electrician Personnel applies. Dry Ice may be used with a three week approval time and no additional expense.

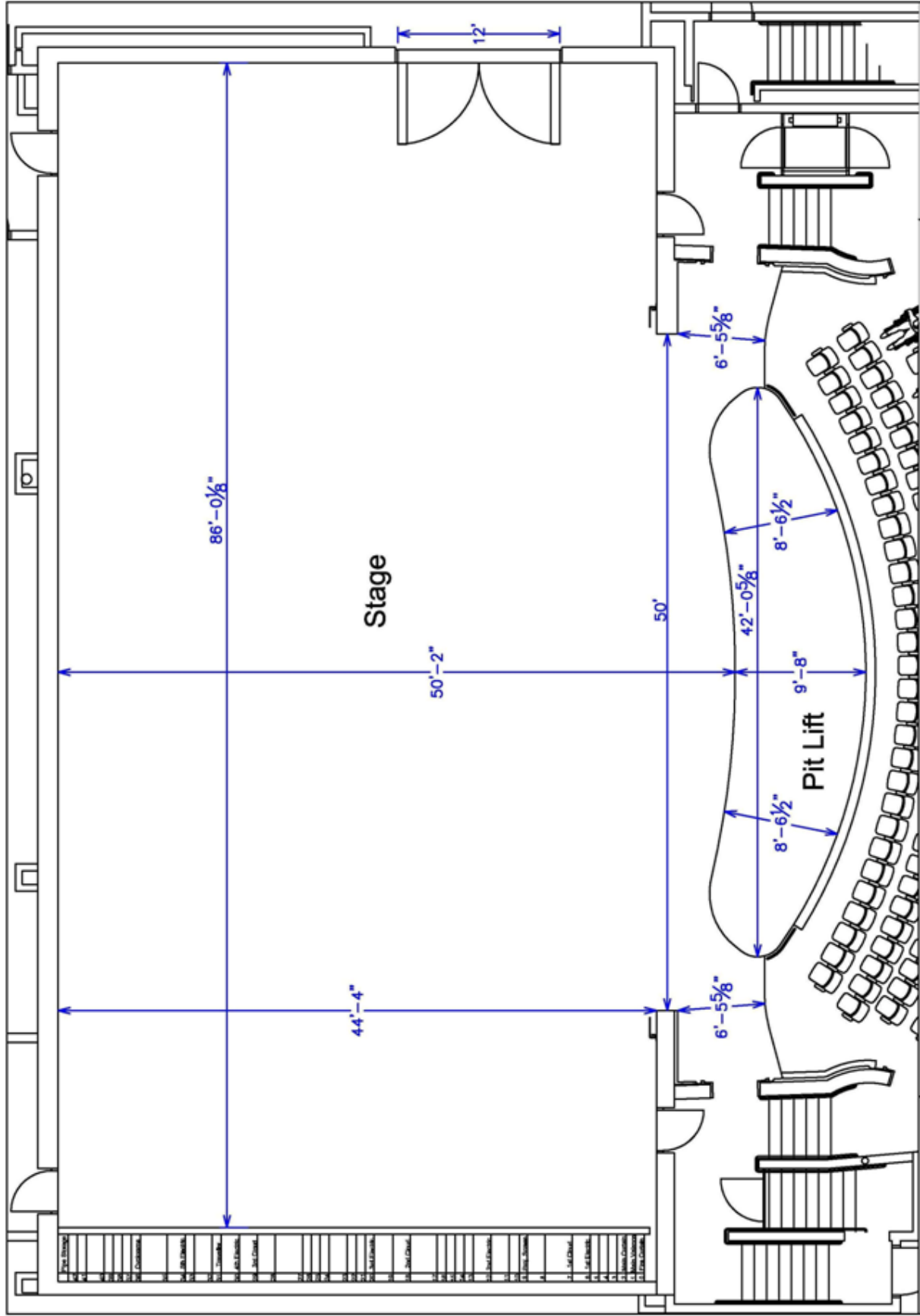
Fly Rail Information

<u>Batten #</u>	<u>Distance from Plaster Line</u>	<u>Current Use</u>
0	0' – 11"	Fire Curtain
1	1' – 7"	Main Valance
2	2' – 3"	Grand Drape
3	2' – 11"	Spare
4	3' – 7"	Spare
5	4' – 3"	Legs (31')
6	4' – 11"	1 st Electric
7	6' – 3"	#1 Shell Ceiling
8	8' – 3"	Spare
9	9' – 7"	Da-Lite Screen (22'6"x30')
10	10' – 3"	Border (9')
11	10' – 11"	Legs (24')
12	12' – 3"	2 nd Electric
13	13' – 7"	Spare
14	14' – 3"	FSB
15	14' – 11"	Spare
16	15' – 7"	Border (9')

17	16' – 3"	Legs (24')
18	18' – 3"	#2 Shell Ceiling
19	19' – 7"	Spare
20	20' – 11"	3 rd Electric
21	21' – 7"	Spare
22	22' – 3"	Spare
23	22' – 11"	Border (4')
24	24' – 3"	Black Scrim (can relocate)
25	24' – 11"	Legs (24')
26	25' – 7"	Border
27	26' – 3"	Black Traveler
28	28' – 3"	Spare
29	29' – 7"	#3 Shell Ceiling
30	30' – 11"	4 th Electric
31	32' – 3"	Border
32	32' – 11"	Legs (24')
33	34' – 3"	Spare
34	34' – 11"	5 th Electric
35	36' – 3"	Spare
36	38' – 3"	Cyclorama (White)
37*	38' – 11"	Spare
38*	39' – 7"	Spare
39*	40' – 3"	Spare
40*	40' – 11"	Spare
41*	42' – 3"	Spare
42*	42' – 11"	Spare
Upstage Wall	44' – 4"	Finished Concrete

* Linesets 37–42 are blocked from use when Orchestra Shell is stored upstage
(Shell can be stored SL, in wing space)

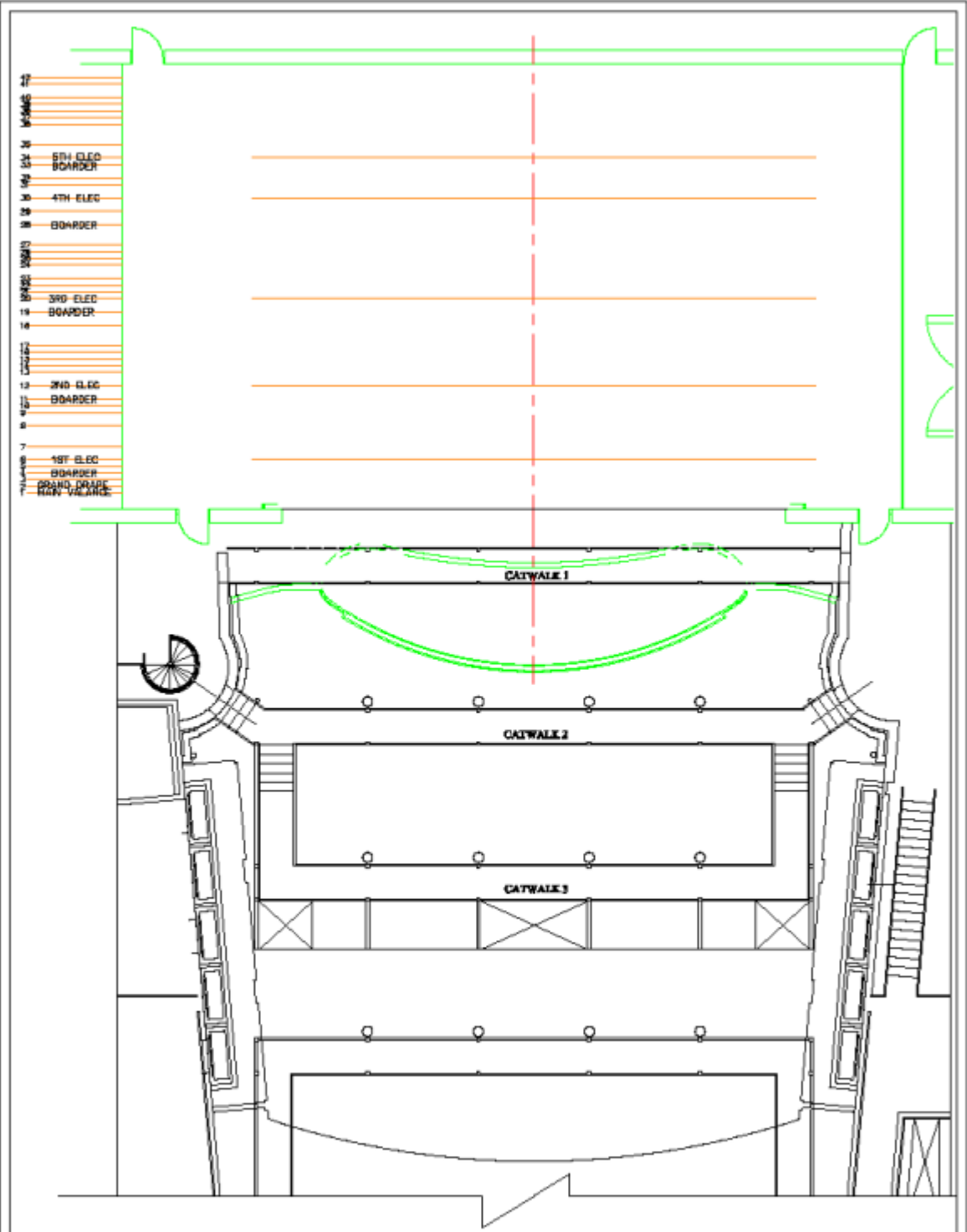
- ◆ Legs: Height x Width: (10) @ 25'-0" x 8'-0"; (2) @ 31'-0" x 8'-0"
- ◆ Borders: Height x Width: (5) @ 9'-0" x 56'-0"; (5) @ 4'-0" x 56'-0"
- ◆ Pipe length: 56'-0", with 4'-0" extensions
- ◆ Proscenium Height: 29'-0" (clearance 24'-9")
- ◆ Proscenium Width: 50'-0"
- ◆ Wing Widths: SR: 15'-0", SL: 20'-6"
- ◆ Apron Depth – 6'-6" SR & SL, 5'-1" Center
(additional 9'-8" Center with Pit Lift at Stage level)
- ◆ Grid Height: 65'-0"
- ◆ Max batten height: 62'-0"
- ◆ Loading Rail Height: 56'- 4"
- ◆ Fly Gallery Height: 29' – 8"
- ◆ Batten Work Height: 4'-0"



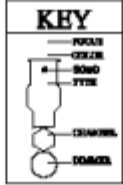
File Name: OC Building-Clean.dwg
 Date Modified: May 6th, 2008
 Modified By: Z. Lawless

Halton Stage
 Overcash Building

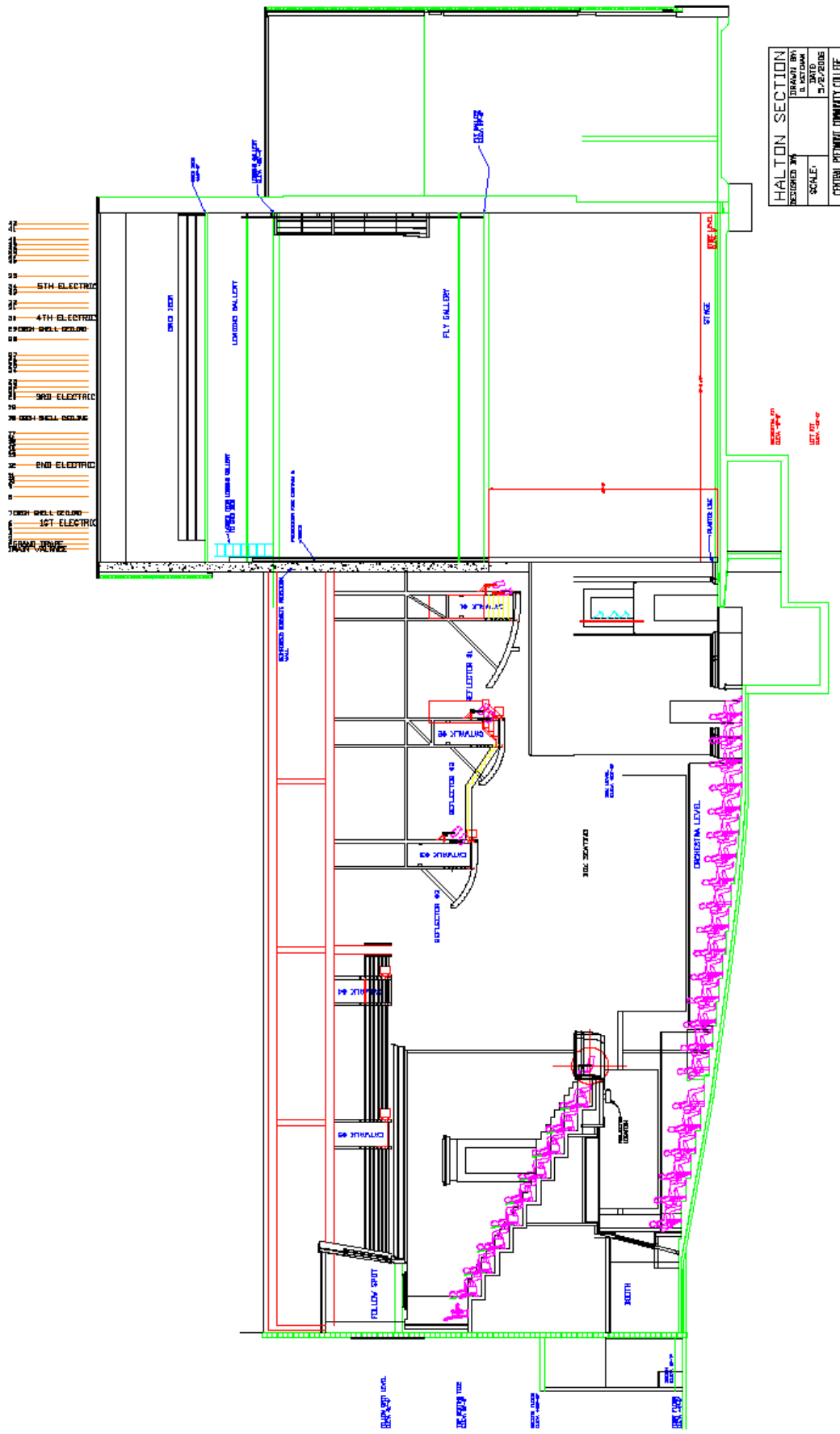
CPCC
 CENTRAL
 PIEDMONT
 COMMUNITY
 COLLEGE



LEGEND	
PAR	15-30 DEGREE
8" PARABEL	25-60 DEGREE
19 DEGREE	50 DEGREE
26 DEGREE	STRIP LIGHT
36 DEGREE	PARCYC



HALTON THEATRE	
CIBC OPERA	
CARMEN	
LIGHT PLOT	
DIRECTOR: B. COOK-CARTER	Plate 1
SET DESIGNER: J. LANDMAN	of
LIGHT DESIGNER: F. ROSTAMPOUR	
TECH. DIRECTOR: J. DUCK	



- 5TH ELECTRIC
- 4TH ELECTRIC
- 3RD ELECTRIC
- 2ND ELECTRIC
- 1ST ELECTRIC

HALTON SECTION	
DESIGNED BY	L. KOSTOM
DRAWN BY	J. P. PERDIS
SCALE	1/4" = 1'-0"
CENTRAL PENNSYLVANIA COMMUNITY COLLEGE	