



# Dale F. Halton Theater Technical Specifications

## **Mailing Address**

Dale F. Halton Theater  
Overcash Performing Arts Center  
Central Piedmont Community College  
PO Box 35009  
Charlotte, NC 28235-5009

## **Physical Address**

1206 Elizabeth Avenue  
Charlotte, NC 28204

## **Shipping Address**

1325 East 7th Street  
Charlotte, NC 28204

## **Telephone Information**

**Box Office** ..... (704) 330-6534  
**Technical** .....(704) 330-6846  
**Information, Bookings & Administration** ..... (704) 330-6840  
**Fax** ..... (704) 330-6930







**Circuit Locations –**

(3 Pin/Stage Plugs X 257 Circuits: 20 AMP)

001 – 008	Spot Booth – FollowSpots	109 – 112	Proscenium Wall
009 – 031	3rd Catwalk	113 – 116	Rear Wall
032 – 056	2nd Catwalk	117 – 156	1st Electric
057 – 067	1st Catwalk	157 – 176	2nd Electric
068 – 073	Balcony Rail	177 – 184	(2) 6-Circuit Drop Boxes
085 – 087	Apron Window S/R	212 – 219	(2) 6-Circuit Drop Boxes
069 – 076	1st Box Boom (SR)	220 – 237	(1) 6-Circuit Drop Boxes
077 – 084	1st Box Boom (SL)	242 – 257	(5) Floor Pockets
085 – 108	Curtain Line	258 – 270	Misc. 50 AMP Circuit

**Company Switches –**

- 3 400 AMP/3 Phase; Located SL Wall (accepts Camlocs or tails)
- 1 200 AMP/3 Phase; Located SL Wall (accepts Camlocs or tails)

**Sound Information**

**Console –** Yamaha M7CL-48

**Speakers –**

- 2 Line Arrays - (4) EAW KF730, (2) EAW KF737 ea.
- 2 Subs – Yamaha DXS 18XLF
- 5 SLS US1290 monitor wedges (Speakon)
- 2 EAW JF80 monitors (Speakon)
- 4 EAW UB52i

**Amplifiers – Crown**

- 3 Crown CTs 1200 – Array HF’s
- 3 Crown CTs 2000 – Array LF’s
- 2 Crown CTs 3000 – Subs L/R
- 5 Crown CTs 1200 – SURROUND

**Microphones –**

- 8 Shure SM 57
- 7 Shure SM 58
- 4 Sennheiser EW135G2 Handheld Wireless
- 4 Sennheiser EW135G3 Handheld Wireless
- 12 Sennheiser EW 322G2 Body pack Wireless w/ME4
- 2 Crown PCC-160
- 2 Crown PCC-170SW





**Sound Accessories**

- 2 Radial Pro 48 DI
- 1 Whirlwind EDBL DI
- Mic cables (3 – 50’, 10 – 30’, 3 – 25’)
- 8 Mic stands with booms
- 3 Mic stands – straight

**Sound Media Equipment**

- 2 Denon DN-C636 CD/MP3 player
- 1 Denon DN-C550R CD Recorder
- 1 Denon DN-T625 CD/Cass

NOTES: All equipment is patchable. Patch panel is located in sound control booth. House monitoring system to all dressing rooms available.

**Communication System – Clear-Com**

- Dual channel
- Wired Stations – Light console, sound console, DSR, DSL, (2) Followspot booth
- (4) HME BH800 2-Ch Wireless headsets

**AV**

- 1 Christie WU 12K-M WUXGA DLP Projector 11,550 lumens
- 1 Denon DN-V200 DVD
- 1 Da-Lite Screen (22’6”x30’) (lineset #9-see below)

**SFX**

Hazers and Foggers are only permitted to be used in the venue with written approval from Performance Facilities. An application must be submitted four weeks in advance through the theater to the Fire Marshal and approved before it can be allowed. \*Additional cost of Fire, Security and Electrician Personnel applies. Dry Ice may be used with a three week approval time and no additional expense.

**Fly Rail Information**

Distance from

<u>Batten #</u>	<u>Plaster Line</u>	<u>Current Use</u>
0	0’ – 11”	Fire Curtain
1	1’ – 7”	Main Valance
2	2’ – 3”	Grand Drape
3	2’ – 11”	Spare
4	3’ – 7”	Spare
5	4’ – 3”	Legs (31’)
6	4’ – 11”	1 <sup>st</sup> Electric





7	6' – 3"	#1 Shell Ceiling
8	8' – 3"	Spare
9	9' – 7"	Da-Lite Screen (22'6"x30')
10	10' – 3"	Border (9')
11	10' – 11"	Legs (24')
12	12' – 3"	2 <sup>nd</sup> Electric
13	13' – 7"	Spare
14	14' – 3"	FSB
15	14' – 11"	Spare
16	15' – 7"	Border (9')
17	16' – 3"	Legs (24')
18	18' – 3"	#2 Shell Ceiling
19	19' – 7"	Spare
20	20' – 11"	3 <sup>rd</sup> Electric
21	21' – 7"	Spare
22	22' – 3"	Spare
23	22' – 11"	Border (4')
24	24' – 3"	Black Scrim (can relocate)
25	24' – 11"	Legs (24')
26	25' – 7"	Border
27	26' – 3"	Black Traveler
28	28' – 3"	Spare
29	29' – 7"	#3 Shell Ceiling
30	30' – 11"	4 <sup>th</sup> Electric
31	32' – 3"	Border
32	32' – 11"	Legs (24')
33	34' – 3"	Spare
34	34' – 11"	5 <sup>th</sup> Electric
35	36' – 3"	Spare
36	38' – 3"	Cyclorama (White)
37*	38' – 11"	Spare
38*	39' – 7"	Spare
39*	40' – 3"	Spare
40*	40' – 11"	Spare
41*	42' – 3"	Spare
42*	42' – 11"	Spare
Upstage Wall	44' – 4"	Finished Concrete

\*Linesets 37–42 are blocked from use when Orchestra Shell is stored upstage. (Shell can be stored SL, in wing space)

- ❖ Legs: Height x Width: (10) @ 25'-0" x 8'-0"; (2) @ 31'-0" x 8'-0"
- ❖ Borders: Height x Width: (5) @ 9'-0" x 56'-0"; (5) @ 4'-0" x 56'-0"
- ❖ Pipe length: 56'-0", with 4'-0" extensions
- ❖ Proscenium Height: 29'-0" (clearance 24'-9")





- ❖ Proscenium Width: 50'-0"
- ❖ Wing Widths: SR: 15'-0", SL: 20'-6"
- ❖ Apron Depth – 6'-6" SR & SL, 5'-1" Center (additional 9'-8" Center with Pit Lift at Stage level)
- ❖ Grid Height: 65'-0"
- ❖ Max batten height: 62'-0"
- ❖ Loading Rail Height: 56'-4"
- ❖ Fly Gallery Height: 29' – 8"
- ❖ Batten Work Height: 4'-0"

### Miscellaneous

**Dance Floor** - Duofloor 36'x60' (6 strips)

**Pianos** – Steinway 9' Concert Grand, Yamaha CF 9' Concert Grand, Yamaha U1 and U3 Uprights

**Orchestra Shell** – Wenger Diva Shell (golden pecan finish)

- 3 Towers SR & SL
- 4 Towers US: Creating performance space at 36'-9" depth, 50'-0" width DS, 47'-0" width US
- 3 Ceiling clouds with recessed Par 64's

**Choral Risers** –

- 7 Wenger Signature 4-step risers

**Staging** – Wenger Stagehand Staging (4 - 16"/24", 4 - 24"/32")

**Gala Systems Orchestra Pit Spiral Lift**

Control Locations: Stage Left, Orchestra Pit  
Lift points: 4  
Rated Static Load: 49,500 lbs  
Rated Dynamic Load: 16,500 lbs  
Total Lift Travel Distance: 8 feet

**Load In Clearances:**

Loading Dock is 27' wide x 4' high with (1) 6' Dock Leveler

**Access through Scene Shop:**

8' W x 10' H rollup door to shop  
12' W x 30' H rollup door to stage

**Access through Loading Dock:**

8' W x 10' H rollup door to dock





### Full Time Staff

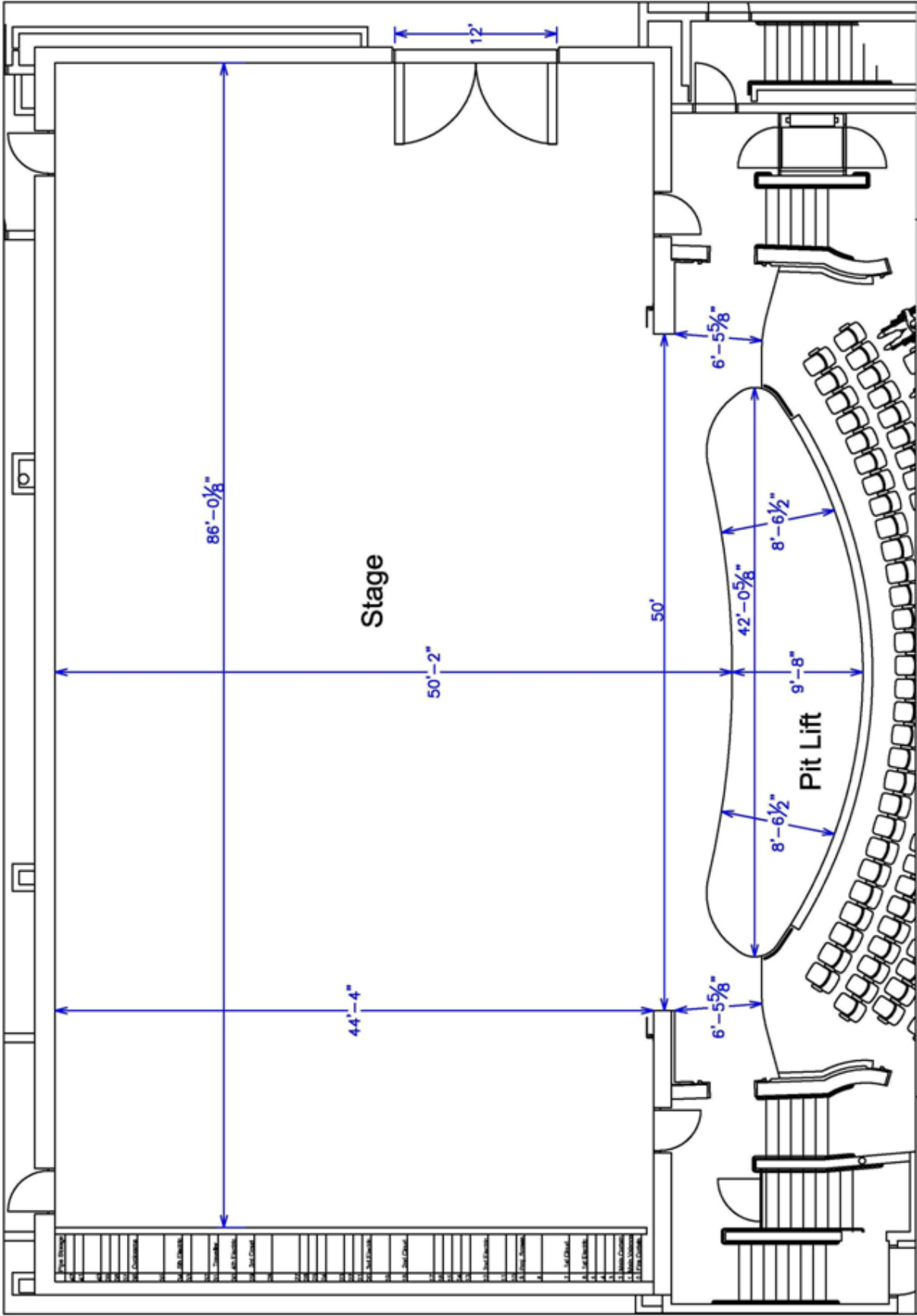
Dawn Cloutier	Director of Operations	(704) 330-6185
Stephen Lancaster	Technical Director	(704) 330-6846
Lorrie Sebold	Box Office Coordinator	(704) 330-6841
Crystal Watson	Administrative Secretary	(704) 330-6840
Renee Davis	Housekeeping Attendant	(704) 330-6532

### Outside Labor Source

I.A.T.S.E. Local 322  
4037 E. Independence Blvd., Suite 601  
Charlotte, NC 28205  
Contact: Bruce Greer – BA: (704) 367-9435, Fax (704) 367-9436

*North Carolina is a right-to-work state, and we are a non-union house, dedicated to the instruction of students in the Arts.*





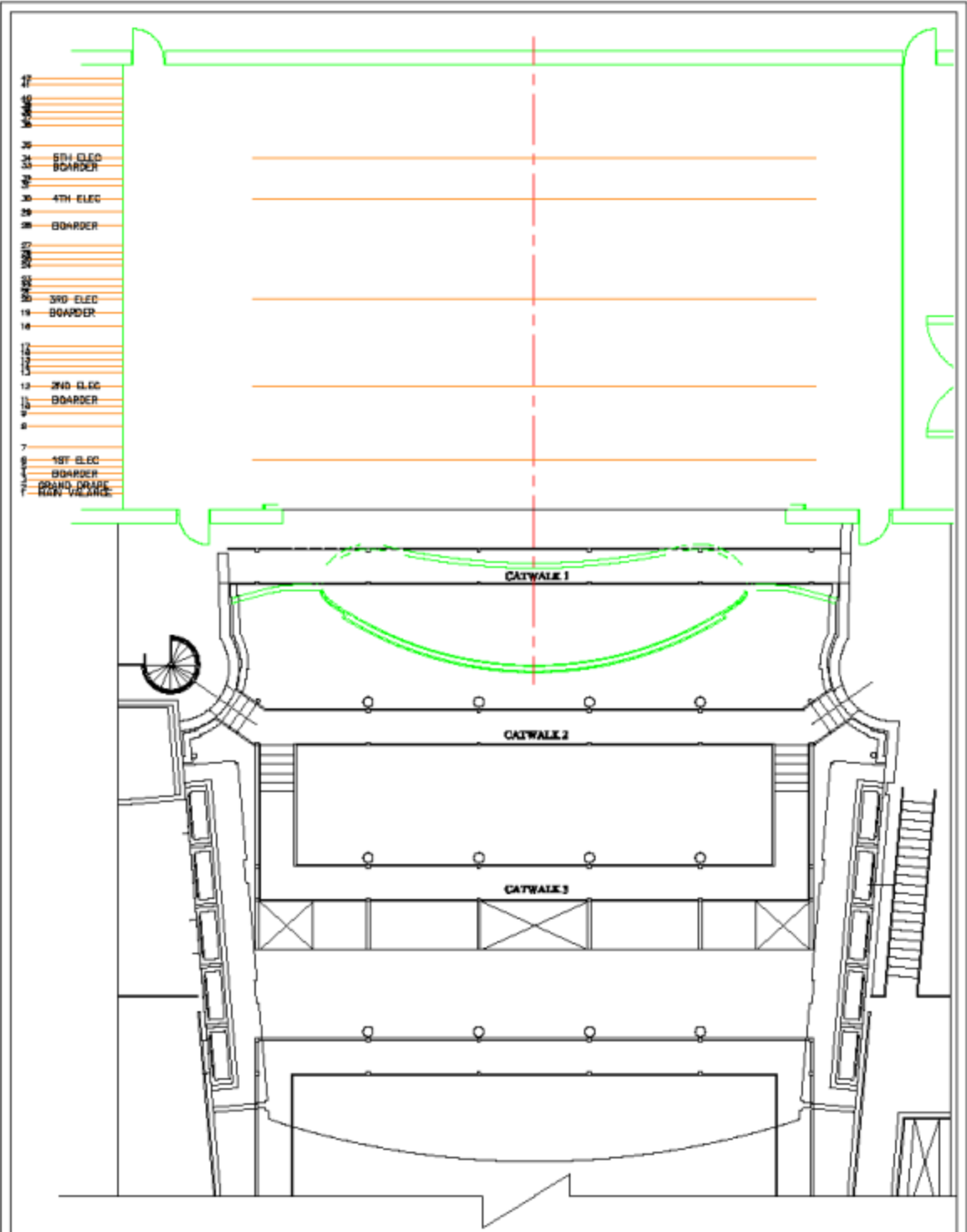
File Name: OC Building-Clean.dwg  
 Date Modified: May 6th, 2008  
 Modified By: Z. Lawless

Halton Stage  
 Overcash Building

CENTRAL  
 PIEDMONT  
 COMMUNITY  
 COLLEGE

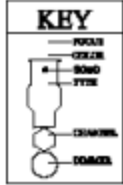




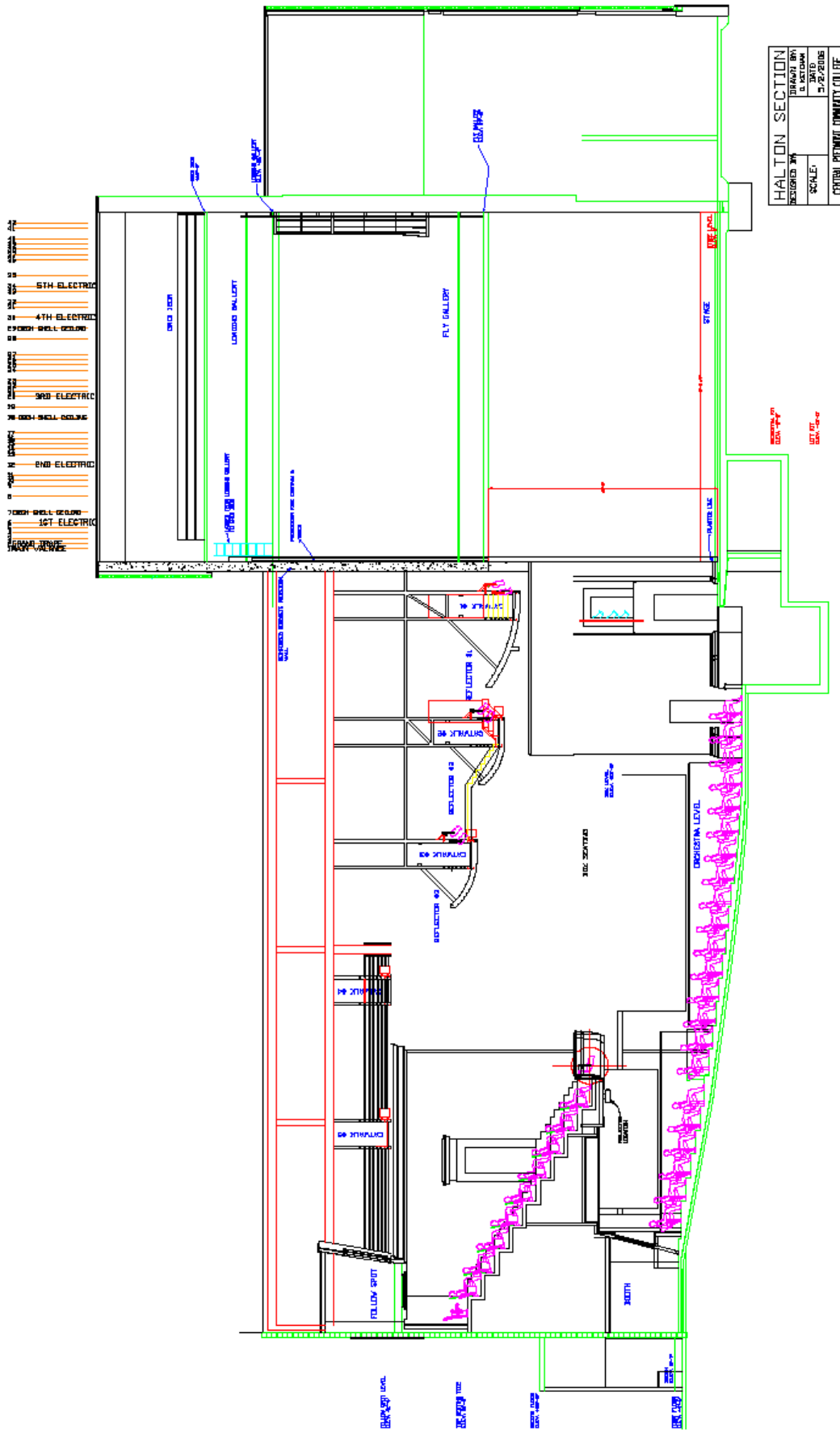


27  
 26  
 24 5TH-ELEC BOARDER  
 22  
 20 4TH-ELEC BOARDER  
 18  
 16 3RD-ELEC BOARDER  
 14  
 12  
 10 2ND-ELEC BOARDER  
 8  
 7  
 6 1ST-ELEC BOARDER  
 4  
 3  
 2  
 1

LEGEND	
FAR	▽ 15-30 DEGREE
8° FRESHEN	□ 25-60 DEGREE
10 DEGREE	○ 50 DEGREE
26 DEGREE	⊖ STRIP LIGHT
36 DEGREE	⊗ PARCYC



HALTON THEATRE	
CIBC OPERA	
<b>CARMEN</b>	
LIGHT PLOT	
DIRECTOR: B. COOK-CARTER	Plate 1
SET DESIGNER: J. LANDMAN	of
LIGHT DESIGNER: F. ROSTAMPOUR	
TECH. DIRECTOR: J. DUCK	



<b>HALTON SECTION</b>	
DESIGNED BY	L. VICTOR
DRAWN BY	L. VICTOR
SCALE	3/8" = 1'-0"
CENTRAL PENNSYLVANIA COMMUNITY COLLEGE	